


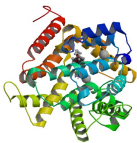


サイクリックヌクレオチドフォスフォジエステラーゼ

環状ヌクレオチドのリン酸ジエステル結合を切断する酵素。

Protein family	 Cyclic nucleotide phosphodiesterase
	-  3'5'-cyclic nucleotide phosphodiesterase
EC	 3.1.4.37

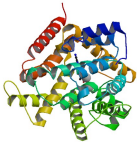
PDB entries



[1RO6 - Hydrolase](#)

Crystal Structure Of Pde4b2b Complexed With Rolipram (R & S)

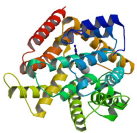
リガンド:AS|MN|ROL|ZN



[1ROR - Hydrolase](#)

Crystal Structures Of The Catalytic Domain Of Phosphodiesterase 4b2b Complexed With Amp

リガンド:AMP|ZN



[1RO9 - Hydrolase](#)

Crystal Structures Of The Catalytic Domain Of Phosphodiesterase 4b2b Complexed With 8-Br-Amp

リガンド:8BR|ZN

References

[Assignment of the 1H, 13C and 15N resonances of the catalytic domain of the rat 2',3'-cyclic nucleotide 3'-phosphodiesterase.](#)

Kozlov G, Lee J, Gravel M, Ekiel I, Braun PE, Gehring K

J Biomol NMR22p99-100(2002 Jan)

[Crystal structures of the catalytic domain of phosphodiesterase 4B complexed with AMP, 8-Br-AMP, and rolipram.](#)

Xu RX, Rocque WJ, Lambert MH, Vanderwall DE, Luther MA, Nolte RT

J Mol Biol337p355-65(2004 Mar 19)

